

# Cynomolgus/Rhesus macaque 4-1BB/TNFRSF9 Protein

Cat. No. BB4-CM141

## Description

<b>Source</b>	Recombinant Cynomolgus/Rhesus macaque 4-1BB/TNFRSF9 Protein is expressed from HEK293 with His tag at the C-Terminus. It contains Leu24-Gln186.
<b>Accession</b>	XP_005544945.1
<b>Molecular Weight</b>	The protein has a predicted MW of 18.4 kDa. Due to glycosylation, the protein migrates to 30-40 kDa based on Tris-Bis PAGE result.
<b>Endotoxin</b>	Less than 1EU per µg by the LAL method.
<b>Purity</b>	> 95% as determined by Tris-Bis PAGE > 95% as determined by HPLC

## Formulation and Storage

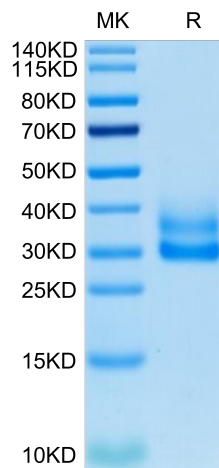
<b>Formulation</b>	Lyophilized from 0.22µm filtered solution in PBS (pH 7.4). Normally 8% trehalose is added as protectant before lyophilization.
<b>Reconstitution</b>	Centrifuge the tube before opening. Reconstituting to a concentration more than 100 µg/ml is recommended. Dissolve the lyophilized protein in distilled water.
<b>Storage</b>	-20 to -80°C for 12 months as supplied from date of receipt. -20 to -80°C for 3-6 months in unopened state after reconstitution. 2-8°C for 2-7 days after reconstitution. Recommend to aliquot the protein into smaller quantities for optimal storage. Please minimize freeze-thaw cycles.

## Background

4-1BB, is also known as CD137, is a type 2 transmembrane glycoprotein receptor belonging to the TNF superfamily. CD137 can be expressed by activated T cells, but to a larger extent on CD8 than on CD4 T cells. In addition, CD137 expression is found on dendritic cells, B cells, follicular dendritic cells, natural killer cells, granulocytes and cells of blood vessel walls at sites of inflammation.

## Assay Data

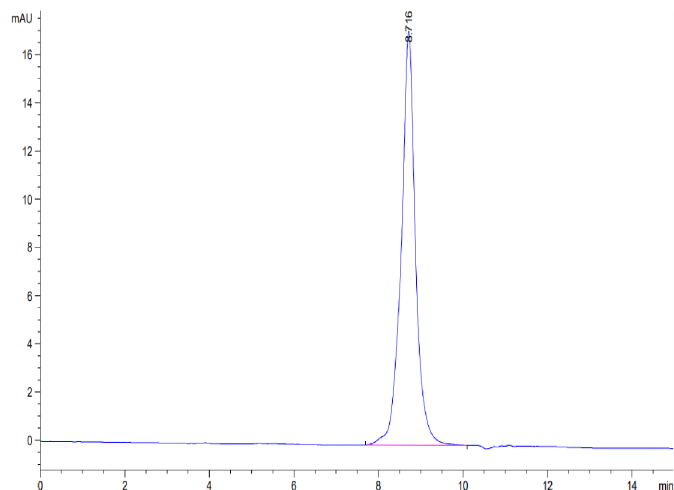
### Tris-Bis PAGE



Cynomolgus/Rhesus macaque 4-1BB on Tris-Bis PAGE under reduced condition. The purity is greater than 95%.

### SEC-HPLC

Assay Data

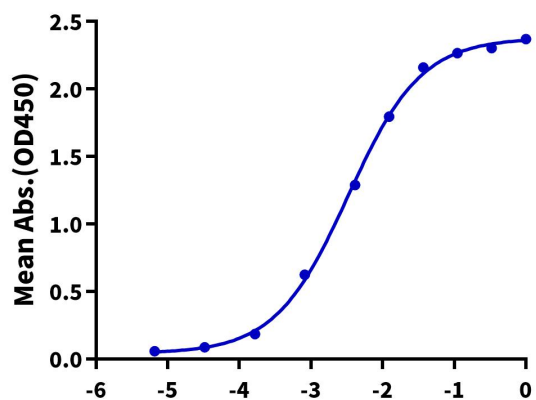


The purity of Cynomolgus/Rhesus macaque 4-1BB is greater than 95% as determined by SEC-HPLC.

ELISA Data

**Cynomolgus/Rhesus macaque 4-1BB, His Tag ELISA**

0.02µg Cynomolgus/Rhesus macaque 4-1BB, His Tag Per Well



Immobilized Cynomolgus/Rhesus macaque 4-1BB, His Tag at 0.2µg/ml (100µl/Well) on the plate. Dose response curve for Cynomolgus 4-1BB Ligand, hFc Tag with the EC50 of 3.3ng/ml determined by ELISA.